

SERIES:

MGDN1

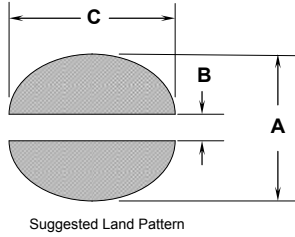


tyco Electronics

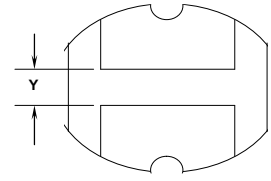
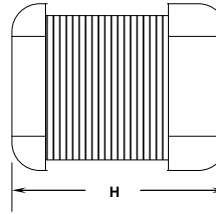
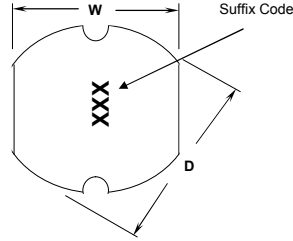
3003 9th Avenue SW
PO Box 50
Watertown, SD 57201
Toll free: 888-978-2638
Ph: 605-886-3326
Fax: 605-886-8995



Low Profile, Surface Mount Power Inductors



Suggested Land Pattern



Series Number	Maximum Dimensions			Reference Dimensions				
	Units	L	W	H	Y	A	B	C
MGDN1	inches	0.189"	0.169"	0.138"	0.047"	0.217"	0.047"	0.169"
	[mm]	[4.80]	[4.30]	[3.50]	[1.20]	[5.50]	[1.20]	[4.30]

Features:

- High energy storage and low resistance
- Reliable surface mounting, flat top for pick and place.
- Smaller real estate than other common inductors.
- Robust temperature deflection to prevent damage during solder reflow.
- Tape and Reel mechanical specifications available upon request.
- Ambient Operating Temperature -25°C to +85°C.
- Highly resistive core for EMI suppression applications.

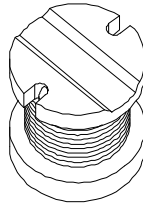
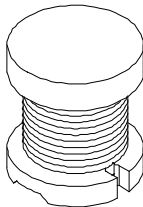
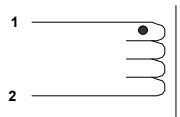
260°C Maximum reflow temperature per J-STD020
Terminal Plating is Hot-dipped SnAgCu.



Notes:

- I_{max} is a maximum applied AC + DC current.
- I_{max} current is applied to produce a typical 10% drop in nominal inductance or temperature rise of 40°C whichever is lower.
- Tolerance suffix of M = ±20%.
- Tolerance suffix of K=10%
- DCR is a maximum at 20°C.
- Inductance is measured at:
Ls 1.0 - 8.2µH (7.96MHz)
Ls 10 - 8.2µH (2.52MHz)
Ls 100 - 1000µH (100KHz)

Schematic Diagram



Contact CoEv for additional inductance values

MGDN1					
Lead Free Part Number	L µH	DCR		I _{MAX} A	Tolerance Suffix
		W	A		
MGDN1-00001	1.0	0.033	3.80	M	
MGDN1-00024	1.4	0.038	3.30	M	
MGDN1-00003	1.8	0.042	2.91	M	
MGDN1-00004	2.2	0.047	2.60	M	
MGDN1-00005	2.7	0.052	2.43	M	
MGDN1-00006	3.3	0.058	2.15	M	
MGDN1-00007	3.9	0.076	1.98	M	
MGDN1-00008	4.7	0.094	1.70	M	
MGDN1-00009	5.6	0.101	1.60	M	
MGDN1-00010	6.8	0.117	1.41	M	
MGDN1-00011	8.2	0.132	1.26	M	
MGDN1-00012	10	0.182	1.15	M	
MGDN1-00013	12	0.210	1.05	M	
MGDN1-00014	15	0.235	0.92	M	
MGDN1-00015	18	0.338	0.84	M	
MGDN1-00016	22	0.378	0.76	M	
MGDN1-00017	27	0.522	0.71	M	
MGDN1-00018	33	0.540	0.64	K	
MGDN1-00019	39	0.587	0.59	K	
MGDN1-00020	47	0.844	0.54	K	
MGDN1-00021	56	0.937	0.50	K	
MGDN1-00022	68	1.117	0.46	K	
MGDN1-00023	1000	11.5	0.11	K	

Specifications subject to change

Call Toll Free: 888-978-2638 Website: www.tycopowercomponents.com